

3D

KITCHEN MATES HOME ESSENTIALS

THE QUALITY YOU TRUST



'SING TIBAY^{NG}
PINOY

TABLE OF CONTENTS

Home Essentials

01	Desk Fans
02	Stand Fans
06	Box Fans
07	Industrial Fans
08	Ceiling Fans
09	Wall Fans
10	Tower Fans
11	Air Coolers
13	Air Circulators
14	Duct Fans
15	Ventilating Fans
17	Vacuum Cleaners
18	Floor Polisher / Insect Killers
19	Flat Irons
20	Hair Dryers
21	Wall Clocks

Kitchen Mates

22	Oven Toasters
24	Electric Ovens
25	Gas Stoves / Electric Stove / Induction Cookers
26	Gas Stoves
27	Hand Mixers
28	Stand Mixers
29	Coffee Makers
31	Convection Roasters
32	Automatic Rice Cookers
36	Pressure Cookers / Slow Cooker
37	Electric Airpots / Multi-Function Kettles
38	Power Kettles
40	Mini-Blenders / Juice Extractors
41	Electric Blenders
42	Water Dispensers
44	Deep Fryer / Air Fryer/ Healthy Grills



CHEERFUL WIND

DF40CW

Power Input: 60W
3-speed settings
16-inch plastic blade
Height: 60cm
Net Weight: 3 kg
Air Volume: 47.9 CMM
Consumption cost: P0.64 / hr



LITTLE STAR

DF40LS

Power Input : 60W
3-speed settings
16-inch plastic blade
Height: 60cm
Net Weight: 3 kg
Air Volume: 47.9 CMM
Consumption cost: P0.64 / hr
Available in blue and white/gray



SKY HIGH

DF40SH

Power Input : 65W
3-speed settings
16-inch transparent plastic blade
Height: 60cm
Net Weight: 3.6 kg
Air Volume: 44.56 CMM



COOL GRAY
SF40CG

SNOW BREEZE
SF40SB



Power Input: 65W
16-inch transparent plastic blade
3-speed settings
Max. Height: 135 cm.
90° Oscillation
With 1 hour analog timer
Net Weight: 6 kg
Air Volume: 50.38 CMM

MORNING BREEZE
AF40MB



Power Input: 70W
16-inch plastic blade
3-speed settings
Max. Height: 142 cm.
360° Oscillation: up, side and down in a circular pattern
Net Weight: 7.1 kg
Air Volume: 49.98 CMM

*Convertible to desk fan
with oval oscillation*

FANTASY
SF40F



Power Input : 65W
16-inch transparent plastic blade
3-speed settings
3-mode functions
Maximum Height: 139 cm
90° Oscillation
With 7.5 hour timer
Net Weight: 6 kg
Air Volume: 47.12 CMM
Consumption cost: P0.66 / hr



With remote control



WHITE ORCHID LF40WO

Power Input: 55W
16-inch transparent plastic blade
3-speed settings
Maximum height: 112 cm.
Net Weight: 4.5 kg
Air Volume: 47 CMM
 Consumption cost: P0.53 / hr



OCEAN MAGIC SF40OM

Power Input: 60W
16-inch transparent plastic blade
3-speed settings
Maximum height: 140 cm.
Net Weight: 5.15 kg
Air Volume: 51.38 CMM




BLACK BEAUTY SF40BB

Power Input: 65W
16-inch transparent plastic blade
3-speed settings
Max. Height: 135 cm.
90° Oscillation
With 1 hour analog timer
Net Weight: 5.5 kg
Air Volume: 50.38 CMM



SILENT WIND SF40SW

Power Input: 50W
16-inch transparent plastic blade
3-speed settings
Maximum height: 130 cm.
Net Weight: 5.3 kg
Air Volume: 45 CMM
 Consumption cost: P0.43 / hr



*Available in black/red and
white / light gray*

GENTLE WIND

SF40GW

Power Input: 60W
16-inch transparent
plastic blade
3-speed settings
Max. Height: 141 cm.
Net Weight: 6.7 kg
Air Volume: 51.38 CMM

*Convertible to Desk Fan
Available in Mocha & Black*



SUPER WINDY

SF40SP

Power Input: 60W
16-inch plastic blade
3-speed settings
Max. Height: 128 cm.
Net Weight: 4.3 kg
Air Volume: 45.11 CMM



POLAR GRAY

SF40PG

Power Input : 60W
16-inch transparent
plastic blade
3-speed settings
Maximum Height: 135 cm
90° Oscillation
With 2 hour timer and
lamp
Net Weight: 5.8 kg
Air Volume: 50.33 CMM



CHARCOAL MIST

SF40CM

Power Input : 60W
16-inch transparent
plastic blade
3-speed settings
Maximum Height: 135 cm
90° Oscillation
With 2 hour timer and lamp
Net Weight: 5.5 kg
Air Volume: 50.33 CMM





JET STREAM 16 SF40JS

Power Input : 60W
16-inch transparent plastic blade
3-speed settings
Maximum Height: 145 cm
90° Oscillation
Net Weight: 3.6 kg
Air Volume: 44.21 CMM

JET STREAM 18 SF45JS

Power Input : 85W
18-inch transparent plastic blade
Net Weight: 5 kg
Air Volume: 71.18 CMM



BLUE STREAM 16 SF40BS

Power Input : 70W
16-inch transparent plastic blade
3-speed settings
Maximum Height: 121 cm
90° Oscillation
Net Weight: 3.5 kg
Air Volume: 55.19 CMM

BLUE STREAM 18 SF45BS

Power Input : 85W
Maximum Height: 134 cm
18-inch transparent plastic blade
Net Weight: 4.5 kg
Air Volume: 73.08 CMM



TP-18

Industrial fan with oval oscillation

Power Input: 70W
18-inch aluminum blade
3-speed settings
Max. Height: 120 cm.
360° Oscillation: up, side and
down in a circular pattern
Net Weight: 4.8 kg
Air Volume: 60.93 CMM



ISF-45

Power Input : 75W
18-inch plastic blade
3-speed settings
Maximum Height: 139 cm
90° Oscillation
Net Weight: 6.5 kg
Air Volume: 65 CMM
 Consumption cost: P0.53/ hr





ELEGANT FASHION **BF35EF**

Power Input : 70W
14-inch plastic blade
3 speed settings
Height: 53 cm
Air Volume: 36.24 CMM
Net Weight: 3.6 kg
Available in:
White / Mocha
White / Blue



Consumption cost: P0.66/ hr



CLASSIC MODEL **BF35CM**

Power Input : 70W
14-inch plastic blade
3 speed settings
Height: 55 cm
Air Volume: 36.24 CMM
Net Weight: 3.5 kg
Available in:
White / Gray
White / Mocha



Consumption cost: P0.66/ hr





BISF-50

Power Input : 135W
20-inch aluminum blade
3-speed settings
Maximum Height: 140 cm
90° Oscillation
Brass plated metal grill
Net Weight: 15.5 kg
Air Volume: 102 CMM



CHS-18

Power Input : 125W
18-inch aluminum blade
3-speed settings
Maximum Height: 129 cm
90° Oscillation
Chrome plated grill
Air Volume: 76.97 CMM
Net Weight: 5.5 kg
 Consumption cost:
P1.14/ hr



BISF-26

Power Input : 210W
26-inch aluminum blade
3-speed settings
Height: 176 cm
90° Oscillation
Metal Stand pipe and
cross base
Net Weight: 15.4 kg
Air Volume: 150 CMM



**CYCLONE AIR
IFTP45**

Power Input : 165W
8-inch plastic blade

3-speed settings
Maximum Height: 112 cm
90° Oscillation
Durable metal grills and tripod
Air Volume: 94.53 CMM

Net Weight: 5.5 kg
 Consumption cost: P1.49/ hr
Available in Blue and Silver






AEROMATIC 16 III

RF40A3

Power Input : 60W
16-inch plastic blade
4-speed settings

Air Volume: 55.31 CMM

Net Weight: 3 kg

 Consumption cost: P0.64/ hr


ORBIT MASTER 16

RF40OM



Air Volume: 48.07 CMM

Net Weight: 3.2 kg




AEROMATIC 18

ICF45AM

Power Input : 65W
18-inch plastic blade
4-speed settings

Net Weight: 3.1 kg

Air Volume: 66.87 CMM

 Consumption cost: P0.55/ hr

ORBIT MASTER 18

ICF45OM

Power Input : 75W
18-inch plastic blade
4-speed settings

Net Weight: 3.45 kg

Air Volume: 66.16 CMM



AeroBlade 36

CF36AB

Power Input: 45W
36-inch metal blade
5-speed control settings
With chrome ring design
Net Weight: 3.78 kg
Air Volume: 130.29 CMM



AeroBlade 56

CF56AB

Power Input: 85W
56-inch metal blade
5-speed control settings
With chrome ring design
Net Weight: 5.2 kg
Air Volume: 169.5 CMM





SPEEDY WF40S

Power Input : 60W
16-inch transparent
plastic blade

3-Mode functions
With 7.5 hour timer
Reinforced steel grills
Net Weight: 2.8 kg
Air Volume: 48.2 CMM



**With remote
control**



SPORTY DELUXE WF40DL

Power Input : 65W
16-inch plastic blade
With pull string
Net Weight: 3 kg
Air Volume: 51.38 CMM
Consumption cost: P0.58/ hr
 Available in Blue and Light Gray




CHW-18

Power Input : 130W
18-inch aluminum
blade
With pull string
Chrome plated stand
and guards
Net Weight: 4.5 kg
Air Volume: 70.8 CMM


CHW-16

Power Input : 70W
16-inch aluminum blade
Net Weight: 3 kg
Air Volume: 48 CMM

 Consumption cost: P0.58/ hr

AIR STREAM WF40AS

Power Input : 65W
16-inch transparent
plastic blade
With pull string
Net Weight: 3 kg
Air Volume: 51 CMM
 Consumption cost: P0.58/ hr



ULTRA SLIM TF10US

Power Input : 40W
Height: 79cm
Air Volume: 7.07 CMM
Net Weight: 2.7 kg
Consumption cost: P0.37/ hr



EMPIRE TOWER TF10ET

Power Input : 40W
With 2 hour timer
Height: 98cm
Air Volume: 6.8 CMM
Net Weight: 2.9 kg
Consumption cost: P0.37/ hr



TITAN TOWER FAN TF10TT

Power Input: 45W
3-Mode functions with LED display
With 12 hour timer
Height: 108cm
Net Weight: 3.7 kg
Air Volume: 9.05 CMM



GALAXY TOWER FAN TF10GX

Power Input : 40W
Height: 80.5cm
Air Volume: 11 CMM
Net Weight: 2.2 kg
Available in Gray and Red



SKYSCRAPER TF10SS

Power Input : 45W
With 2 hour timer
Height: 123cm
Ultra slim compact size
Net Weight: 4 kg
Air Volume: 9.14 CMM
Consumption cost: P0.44/ hr



SUMMIT TOWER FAN TF10SM

Power Input: 45W
3-Mode functions with LED display
With 12 hour timer
Height: 117cm
Net Weight: 3.7 kg
Air Volume: 10.54 CMM



3-speed settings | 75° Wide area oscillation



ECO FREEZE **AC-703**

Power Input : 70W
Capacity: 7 Liters
8 hour timer
Easy touch control button with LED display and remote control
With ice compartment for colder air
Net Weight: 6.4 kg
Air Volume: 6 CMM
Cooling time: Up to 7 hours



ECO WIND **AC-1503**

Power Input : 125W
Capacity: 15 Liters
7.5 hour timer
With remote control
With ice compartment for colder air.
Air cooler, humidifier, and fan
Net Weight: 8.2 kg
Air Volume: 26.33 CMM
Cooling time: Up to 15 hours
Consumption cost: P0.96/ hr



ECO COOL **AC-2003**

Power Input : 250W
Capacity: 20 Liters
8 hour timer
With remote control
With ice compartment for colder air
Net Weight: 11.10 kg
Air Volume: 29.10 CMM
Cooling time: Up to 20 hours
Consumption cost: P2.27/ hr



**Available in
Black and Silver**

Protected by thermal cut-off | 3-speed settings | Honeycomb cooling media for optimum performance

ECO SNOW

AC-2203

Power Input : 110W

Capacity: 22 Liters

4-speed settings

Auto shut-off water pump in the absence of water.

8 hour timer with remote control

Detachable water tank for easy cleaning and water refilling

Unit can be used as normal fan

Net Weight: 7.9 kg

Air Volume: 15 CMM

Cooling time: Up to 22 hours



MR COOL

AC-6503

Power Input : 480W

Capacity: 65 Liters

3-speed settings

Auto shut-off water pump in the absence of water

Net Weight: 31.5 kg

Air Volume: 172.70 CMM

Cooling time: Up to 5 hours



Protected by thermal cut-off | Honeycomb cooling media for optimum performance



CHV-9V

Power Input : 50W
9-inch aluminum blade
3-speed settings
Height: 29cm
Net Weight: 1.3 kg
Air Volume: 16.38 CMM



CHV-12

Power Input : 60W
12-inch aluminum blade
3-speed settings
90° oscillation
Height: 49cm
Net Weight: 2.8 kg
Air Volume: 31.16 CMM



CHV-18

Power Input : 125W
18-inch aluminum blade
3-speed settings
90° oscillation
Height: 64cm
Net Weight: 4.5 kg
Air Volume: 76.97 CMM



V-4WI

Power Input : 15W
4-inch plastic blade
Ceiling mounted
Propeler duct type
Net Weight: 0.55 kg
Air Volume: 2.40 CMM



V-6WI

Power Input : 18W
6-inch plastic blade
Ceiling mounted
Propeler duct type
Net Weight: 0.75 kg
Air Volume: 4.83 CMM



V-10WI

Power Input : 30W
4-inch plastic blade
Ceiling mounted
Snap fit grill
Net Weight: 1.35 kg
Air Volume: 3.45 CMM



V-15WI

Power Input : 40W
6-inch plastic blade
Ceiling mounted
Snap fit grill
Net Weight: 1.85 kg
Air Volume: 3.78 CMM



RV-20G

Power Input : 30W
8-inch plastic blade
Wall-mounted
Reversible motor for desired air flow (Exhaust / Blower)
Power off switch with pull string
Net Weight: 2 kg
Air Volume: 11.45 CMM
Consumption cost: P0.29/ hr



VF-12SWC

Power Input : 50W
12-inch plastic blade
Wall-mounted
Detachable plastic panel & front grill
Metal shutter
Net Weight: 2.9 kg
Air Volume: 28.62 CMM



VF-6SW

Power Input : 26W
6-inch plastic blade
Wall-mounted
With detachable panel
Metal shutter
Net Weight: 1.4 kg
Air Volume: 7.37 CMM

VF-8SW

Power Input : 30W
8-inch plastic blade
Air Volume: 12.15 CMM
Net Weight: 1.8 kg

VF-10SW

Power Input : 35W
10-inch plastic blade
Air Volume: 21.4 CMM
Net Weight: 2 kg

VF-8RV

Power Input : 35W
8-inch plastic blade
Air Volume: 12.65 / 7.73 CMM
Net Weight: 2 kg

VF-10RV

Power Input : 40W
10-inch plastic blade
Air Volume: 20.5 / 10.21 CMM
Net Weight: 2.3 kg

VF-12RV

Power Input : 50W
12-inch plastic blade
Air Volume: 28.47 / 19.10 CMM
Net Weight: 3.1 kg



Wall-mounted
Reversible motor for desired air flow (Exhaust / Blower)
Detachable plastic panel & front grill
Metal shutter
With pull cord switch

VF-12SW


Power Input : 50W
12-inch plastic blade
Net Weight: 2.7 kg
Air Volume: 33.96 CMM

FA-40L

Power Input : 105W

Net Weight: 6.8 kg

Air Volume: 64.05 CMM

 Consumption cost: P0.84/ hr



FA-40SH

Power Input : 105W

Gravity shutter

Net Weight: 9.5 kg

Air Volume: 61.07 CMM

 Consumption cost: P0.84/ hr

IVF-16GR

Power Input : 110W

Metal grills

Net Weight: 5.1 kg

Air Volume: 65 CMM



IVF-16SH

Power Input : 130W

Metal gravity shutters

Net Weight: 6.9 kg

Air Volume: 65 CMM

Thermal cut-off protection | 16-inch metal blade | Single phase motor | Wall-mounted



MC-700ST

Power Input : 600W
 Dust container capacity: 800ml
 With movable cord bracket
 High Efficiency Particulate Air (HEPA) filter.
 Transparent dust container
 Thermal cut-off protection
 Net Weight: 2.2 kg
 ⚡ Consumption cost: P4.92/ hr



VC-1200CH

Power Input : 1200W
 Dust capacity: 1.5 Liters
 Power cord: 3.2 meters
 Removable filter
 Dust bag "FULL" indicator
 Powerful suction
 For carpets & floors
 Easy-to-carry handle
 Thermal cut-off protection
 High-Efficiency Particulate Air (HEPA) Filter
 Net Weight: 3.5 kg
 Multi-cyclone



VC-WD1200

Power Input : 1200W
 Powerful blower
 Adjustable turbo-suction power
 Multi-surface vacuum
 Wet and dry cleaning
 Thermal cut-off protection
 High-Efficiency Particulate Air (HEPA) Filter
 Dust capacity: 21 Liters
 Wet Capacity: 3 Liters
 Net Weight: 5.5 kg



VC-1200BG

Power Input : 1200W
 Dust capacity: 1.8 Liters
 Power cord: 3.3 meters
 Removable filter for easy cleaning
 Transparent dust container
 Turbo brush powerful suction
 For carpets & floors
 Easy-to-carry handle
 Thermal cut-off protection
 Net Weight: 3.5 kg



VC-WD1400

Power Input : 1200W
 Powerful blower
 Adjustable turbo-suction power
 Multi-surface vacuum
 Wet and dry cleaning
 Thermal cut-off protection
 High-Efficiency Particulate Air (HEPA) Filter
 Dust capacity: 15Liters
 Wet Capacity: 3 Liters
 Net Weight: 5.4 kg



FP-C03

Rechargeable battery: 8.4V
 Super polishing power
 Battery life: 90 mins. continuous cleaning
 With 3 different pads
 Can polish glass windows / panels and cars
 Comes with adjustable handle
 Net Weight: 0.8 kg



MQ-208

Power Input : 16W
 2 x 8W Ultra violet lamps
 Low power consumption
 Wall-mountable or free standing
 No chemical or poisonous vapour are emitted
 Environment friendly and pollution free
 Odorless, silent and safe to operate
 Easy to install, operate and replace lamp
 Protected by line fuse
 Net Weight: 1.6 kg



MQ-215

Power Input : 35W
 2 x 15W Ultra violet lamps
 Low power consumption
 Wall-mountable or free standing
 No chemical or poisonous vapour are emitted
 Environment friendly and pollution free
 Odorless, silent and safe to operate
 Easy to install, operate and replace lamp
 Protected by line fuse
 Net Weight: 2 kg

SM-1000 II

Power Input: 1000W
 Easy temperature setting
 Thermostat regulated heating
 Overheat protection with thermal fuse
 With power light indicator
 With metal housing and aluminum sole plate
 Net Weight: 1.18 kg
 Consumption cost: P2.61/ hr



SM-2000 II

Power Input: 1000W
 Easy temperature setting
 Thermostat regulated heating
 Overheat protection with thermal fuse
 With power light indicator
 With metal housing and non-stick sole plate
 Net Weight: 1 kg
 Consumption cost: P2.61/ hr



SM-1800

Power Input: 1100W
 Stable heel rest
 Thermostat regulated heating
 Aluminum sole plate with metal housing
 Overheat protection with thermal fuse
 With power light indicator
 Net Weight: 0.74 kg
 Consumption cost: P2.09/ hr



SM-1200

Power Input : 1000W
 Thermostat regulated heating
 Aluminum polished soleplate
 Overheat protection with thermal fuse
 With power light indicator
 Net Weight: 0.6 kg



SM-1400ST

Power Input : 1400W
 Thermostat regulated heating
 Water spray and burst steam function
 Aluminum polished soleplate
 With power light indicator
 Self-cleaning
 Net Weight: 0.75 kg





HD-2065 (White/Pink)

HD-2065

Power Input : 950W
 2-speed settings
 Detachable nozzle
 Unit with hang loop for easy storage
 Foldable handle
 Dual voltage: 110V / 220V
 Net Weight: 0.3 kg
 Available in white/pink and white/silver



**HD-2080
 (Dark Gray / Silver)**


HD-2080

Power Input : 1850W
 Detachable nozzle
 2-speed and 3-temperature settings
 With cool shot button
 Removable filter cover
 Unit with hang loop for easy storage
 Net Weight: 0.65 kg
 Available in Dark Gray and White




GL-677SP

14-inch metallic gold frame
With sweep movement
1pc "AA" battery
Net Weight: 0.8 kg

**WL-688SP**

14-inch gray frame
With sweep movement
1 pc "AA" battery
Net Weight: 0.8 kg

**WL-533SP**

10-inch diameter frame
With sweep movement
1 pc "AA" battery
Net Weight: 0.25 kg
Available in black or gray



NOTE: "AA" battery is not included.

OT-707

Power Input: 650W
Capacity: 7 Liters
15-minute timer with signal bell
2 glass tube heaters for top and bottom heating
Net Weight: 2 kg



OT-G901

Power Input: 700W
Capacity: 10 Liters
15-minute timer with stay-on feature
With thermostat control for more cooking options
Power indicator light
Net Weight: 2.8 kg
Consumption cost: P0.46/ hr

Available in Black and White



OT-V10A

Power Input: 700W
Capacity: 10 Liters
15-minute timer with signal bell
High efficiency and energy saving
2 glass tube heaters
With heater selector switch
With thermostat to prevent overheating
Net Weight: 2.45 kg





OT-11BS

Power Input: 800W
Capacity: 11 Liters
1 Hour timer with signal bell
Stainless steel body
Bake, roast, and broil functions
4 composite heating elements
With heater selector switch
With thermostat to prevent overheating
Net Weight: 2.9 kg



OT-11BS4TG *with top griddle / grill function*

Power Input: 800W
Capacity: 11 Liters
1 Hour timer with signal bell
Stainless steel body
Bake, roast, and broil functions
4 composite heating elements
With heater selector switch
With thermostat to prevent overheating
Net Weight: 2.8 kg



OT-12L

Power Input: 1000W
Capacity: 12 Liters
15-minute timer with signal bell
Bake, roast, and broil functions
2 glass tube heaters
With heater selector switch
With thermostat to prevent overheating
Net Weight: 3 kg



EO-16C

Power Input: 1250W

Capacity: 16 Liters

1 Hour timer

With thermostat, Function and Timer switch

Convection, bake, roast, broil, and defrost function.

Net Weight: 4.4 kg



Consumption cost: P5.26/ hr



EO-26RCDG

Power Input: 1500W

Capacity: 26 Liters

2 Hour timer

Inner lamp with switch

With cord bracket at the back

With stay-on feature

Net Weight: 9.1 kg

Double glass door & German standard



EO-28RC

Power Input: 1600W

Capacity: 28 Liters

1 Hour timer

Net Weight: 7.7 kg



Consumption cost: P5.40/ hr

Double glass door



EO-42RC

Power Input: 1800W

Capacity: 42 Liters

2 Hour timer

4-settings selector

Net Weight: 9 kg

Overheat protection with thermal fuse | Convection, bake, roast, broil, rotisserie and defrost functions | With thermostat, Function and Timer switch



GS-5000B

Double burner gas stove
90 mm burner
Single gas injection system
Automatic ignition
Metallic sheet body
Net Weight: 3.25 kg



GS-2000

Single burner gas stove
90 mm burner
Single gas injection system
Automatic ignition
Stainless steel body
Net Weight: 1.5 kg



IC-1500SL

Power Input: 1500W
Slim design with Intelligent Touch control.
With four digital LED Display
4 Hour timer with Lock
With overheat protection
7 cooking functions
Fast heating
Net Weight: 2.58 kg



Free Cooking pot
(Capacity: 5 Liters)



IC-2000SL


Power Input: 2000W
With four digital LED Display
4 Hour timer with Lock
With overheat protection
7 cooking functions
Fast heating
Net Weight: 2.58 kg



Free Cooking pot
(Capacity: 3 Liters)

RH-8190S

Power Input: 1500W
Single burner
8-inch heater coil with thermal fuse
Removable drip tray for easy cleaning
3-settings selector
Net Weight: 1.75 kg

 Consumption cost: P4.02/ hr





GS-8080DS

Double burner gas stove
90 mm burner
Single gas injection system
Automatic ignition
Stainless steel body
Net Weight: 3.5 kg



GS-6000GL

Double burner gas stove
90 mm burner
Gas & Air Mixture control
Automatic Piezo ignition
Low gas consumption
Durable tempered glass top
Net Weight: 6.8 kg



GS-7000GL

Double burner gas stove
90 mm burner
Gas & Air Mixture control
Automatic Piezo ignition
Low gas consumption
Durable tempered glass top
Net Weight: 6.8 kg



GS-6500

Double burner gas stove
78mm / 90 mm burner
Single gas injection system
Automatic ignition
Stainless steel body
Net Weight: 4 kg



GS-3030B

Double burner gas stove
90 mm burner
Single gas injection system
Automatic ignition
Stainless steel body
Net Weight: 4.4 kg



MX-200SB

Power Input: 200W
5-speed control setting
Chrome plated beaters
and dough hooks
With transparent plastic
storage box
Protected by line fuse
Net Weight: 1.5 kg




MX-250H

Power Input: 200W
5-Speed settings
Chrome-plated dough hooks
and beaters
Thermal cut-off protection
Net Weight: 0.95 kg




TSK-941H

Power Input: 210W
4-speed control setting
Chrome plated beaters
and dough hooks
With hand blender
Thermal cut-off protection
Net Weight: 1.35 kg
 Consumption cost: P0.01/ hr



TSK-942

Power Input: 200W
4-speed control setting
Chrome plated beaters
and dough hooks
Net Weight: 1.25 kg
 Consumption cost: P0.01/ hr





TSK-942GST

Power Input: 210W
 Portable stand mixer
 4-speed control setting
 With glass bowl and hand blender attachment
 Chrome plated beaters and dough hooks
 Net Weight: 1.8 kg
 Consumption cost: P0.01/ hr

MX-300SMS

Power Input: 250W
 Capacity: 4 Liters
 Stainless steel bowl
 5-speed settings
 Protected by line fuse
 Suction Cup footing
 Chrome plated dough hooks
 and beaters.
 Power boost function
 Net Weight: 2.2 kg



MX-947GST

Power Input: 180W
 Glass bowl
 5-speed settings
 Protected by thermal cut-off
 Suction cup footing
 Tilting arm
 Chrome plated dough hooks and beaters.
 Power boost function
 Net Weight: 3.4 kg



**CM-678**

Power Input: 650W
Capacity: 600 ml (4-6 cups)
Auto keep warm
Removable washable filter
Net Weight: 1.1 kg

**CM-2022E**

Power Input: 650W
Capacity: 600 ml (4-6 cups)
Removable washable filter
Non-drip valve
Semi-transparent water tank
Net Weight: 0.8 kg

**CM-750S**

Power Input: 600W
Capacity: 750 ml (4-6 cups)
Removable washable filter
ON/OFF switch with power indicator light
Water tank with water level indicator
Net Weight: 1.36 kg

CM-1200

Power Input: 900W
Capacity: 1.2 Liters
10-12 Cups
Removable washable filter
Semi-transparent water tank
Net Weight: 1 kg



CM-1500S

CM-1500PB

Power Input: 900W
Capacity: 1.5 Liters
10-15 Cups
Removable washable filter
Water tank with water level indicator
Auto keep warm

Net Weight: 1.8 kg

Net Weight: 1.36 kg



CWB-105

Coffee & Water Boiler

Power Input: 1800W
Capacity: 12 Liters
Stainless steel pot and body
Boil and keep warm functions
Detachable lid and coffee filter
Dry-boiling protection system
With built-in thermal fuse to prevent overheating
"Heating" & "Keep Warm" indicators
Automatic-reboil when water temperature is below boiling point
Net Weight: 3.6 kg





CR-7G

Power Input: 1300W
 3-5 times faster cooking than traditional oven
 High-temperature resistant glass bowl
 Thermostat controlled cooking
 Halogen heating element / convection function
 Cooks food evenly
 Capacity: 10Liters
 1 Hour timer with signal bell
 Accesories included: Low rack, High rack, Extender ring, tong
 Net Weight: 5.65 kg
 ⚡ Consumption cost: P5.62/ hr




AX-111A

Power Input: 1350W
 High temperature resistant glass bowl
 Thermostat controlled cooking
 Metal composite heating element
 Capacity: 11.5 Liters
 1 Hour timer with signal bell
 Accesories included: Low rack, High rack, Extender ring, tong
 Net Weight: 5.9 kg
 ⚡ Consumption cost: P5.99/ hr




RC-3C

Power Input: 300W
Capacity: 0.6 Liters (3 cups)
Aluminum cooker pot
with stainless steel cover
Net Weight: 1.1 kg
 Consumption cost: P1.53/ hr



RC-3E

Power Input: 300W
Capacity: 0.6 Liters (3 Cups)
Aluminum cooker pot
with stainless steel cover
Net Weight: 1.1 kg
 Consumption cost: P1.53/ hr



RC-10E


Power Input: 700W
Capacity: 1.8 Liters (10 Cups)
Aluminum cooker pot with stainless
steel cover
With aluminum steamer
Net Weight: 2 kg

Automatic cook and keep warm function | Fully insulated handle and legs | Measuring cup and spatula included

RCN-8C

Power Input: 500W
Capacity: 1.5 Liters (8 Cups)
Net Weight: 1.5 kg

RCN-13C

Power Input: 900W
Capacity: 2.5 Liters (13 Cups)
Net Weight: 2.45 kg
 Consumption cost: P4.47/ hr

RCN-10C

Power Input: 700W
Capacity: 1.8 Liters (10 Cups)
Net Weight: 2.25 kg

RCN-16C

Power Input: 1000W
Capacity: 3 Liters (16 Cups)
Net Weight: 2.5 kg



RC-8C

Power Input: 500W
Capacity: 1.5 Liters (8 cups)
Net Weight: 1.5 kg

RC-16C

Power Input: 1000W
Capacity: 3 Liters (16 cups)
Net Weight: 2.5 kg

RC-10C

Power Input: 700W
Capacity: 1.8 Liters (10 cups)
Net Weight: 2.25 kg

RC-30C

Power Input: 1900W
Capacity: 5.6 Liters (30 cups)
Net Weight: 4.3 kg

RC-13C

Power Input: 900W
Capacity: 2.5 Liters (13 cups)
Net Weight: 2.45 kg
 Consumption cost: P4.47/ hr

MF-8C

Power Input: 500W
Capacity: 1.5 Liters (8 cups)
Net Weight: 1.8 kg
Stainless steel body

MF-10C

Power Input: 700W
Capacity: 1.8 Liters (10 cups)
Net Weight: 2.6 kg
Stainless steel body



Teflon-coated cooker pot with glass cover | With aluminum steamer |
Automatic cook and keep warm function | Fully insulated handle and legs | Measuring cup and spatula included

RCF-8C

Power Input: 500W
Capacity: 1.5 Liters (8 Cups)
With aluminum steamer
Teflon-coated cooker pot with glass cover
Net Weight: 2.1 kg



RCF-10C

Power Input: 700W
Capacity: 1.8 Liters
(10 Cups)
Net Weight: 2.5 kg

RCF-12C

Power Input: 900W
Capacity: 2.2 Liters
(12 Cups)
Net Weight: 2.9 kg

With aluminum steamer
Teflon-coated cooker pot with glass cover



RCF-50C

Power Input: 2800W
Capacity: 8.5 Liters (50 cups)
Aluminum cooker pot and stainless steel cover
Net Weight: 8.3 kg



RC-70CG

Power Input: 700W
Capacity: 1.8 Liters (10 cups)
Multi-functional cooker
(rice, congee, steamer)
With aluminum steamer
Teflon-coated cooker pot with glass cover
Net Weight: 2.45 kg



Automatic cook and keep warm function | Fully insulated handle and legs | Steaming tray, measuring cup and spatula included

RC-5AN

Power Input: 500W
Capacity: 1 Liter
(5 cups)
Net Weight: 1.7 kg

Teflon coated cooker pot
With plastic steamer



RC-10AN

Power Input: 700W
Capacity: 1.8 Liters
(10 cups)
Net Weight: 2.7 kg



CFX-10CM

Power Input: 700W
Capacity: 1.8 Liters (10 cups)
Non-stick cooker pot with plastic steamer
Net Weight: 2.3 kg



CFX-10C

Power Input: 700W
Capacity: 1.8 Liters (10 cups)
Non-stick cooker pot with plastic steamer
Stainless steel body
Overheat protection with thermal fuse
Net Weight: 2.5 kg

**Multi-function rice cooker
with electronic controls and digital display**



Automatic cook and keep warm function | Fully insulated handle and legs | Plastic steaming tray, measuring cup and spatula included

PCA-7L



Capacity: 7 Liters
Easy to open
Automatic safety device for opening and closing.

Safety window on cover that releases steam from excess pressure

Cooks faster, saves time and energy

Made of super aluminum alloy

Net Weight: 2 kg

PCA-9L



Capacity: 9 Liters
Easy to open
Automatic safety device for opening and closing.

Safety window on cover that releases steam from excess pressure

Cooks faster, saves time and energy

Made of super aluminum alloy

Net Weight: 2.3 kg

SC-35SF



Power Input: 200W

Capacity: 3.5 Liters

3-temperature settings

(Low, High and Warm)

Washable stoneware and lid

Removable stoneware

Cool-touch handles

Net Weight: 3.75 kg

**AX-380E**

Power Input : 750W
Capacity: 3.8 Liters

Net Weight: 2.5 kg

EAP-380RE

Net Weight: 2.8 kg
Consumption cost:
P3.16/ hr 



For Electric Airpots:

Dry-boil protection system | 360° revolving cordless base | Auto and manual dispense | Auto-reboil function

EAP-500RE

Power Input : 800W
Capacity: 5 Liters
Net Weight: 2.6 kg
Consumption cost:
P3.96/ hr 

**AX-500E**

Power Input : 750W
Capacity: 5 Liters
Stainless steel pot
Pilot lamp indicators
2-way flexi water pump
Net Weight: 2.6 kg
Detachable lid and safety plug

**MK-M03**

Power Input : 600W
Capacity: 1.2 Liters
With plastic dish and egg rack
Plastic body and stainless inner pot
Cordless with base
360° revolving cordless base
Net Weight: 1 kg

**MK-D02S**

Power Input : 600W
Capacity: 1.3 Liters
With plastic dish and egg rack
Stainless Body and inner pot
Cordless with base
360° revolving cordless base
Net Weight: 0.9 kg



PK-3022

Power Input: 1350W
Capacity: 1 Liter
Water level indicator
Net Weight: 0.9 kg



PK-515

Power Input: 2000W
Capacity: 1.5 Liters
With water level indicator
Net Weight: 0.7 kg

Available in Blue & Pink



PK-3078

Power Input: 2000W
Capacity: 1.7 Liters
With water level indicator
Net Weight: 0.88 kg



PK-17LGS

Power Input: 2000W
Capacity: 1.7 Liters
With water level indicator
Net Weight: 0.95 kg
Tempered glass body.



Dry-boil protection system | 360° revolving cordless base | Power indicator light
| Automatic shut-off system | Concealed heating element



PK-17LP

Power Input: 2000W
Capacity: 1.7 Liters
Water level indicator
Heat-resistant plastic housing
Net Weight: 0.7 kg

PK-18LS

Power Input: 1500W
Capacity: 1.8 Liters
Stainless body and interior
Net Weight: 0.7 kg



PK-18GL

Power Input: 1500W
Capacity: 1.8 Liters
reaches boiling point
Stainless steel interior
Heat-resistant plating housing
Available in Beige and Blue
Net Weight: 0.85 kg



PK-1803SB

PK-1901SW

Power Input: 1600W
Capacity: 2 Liters
Stainless steel body and interior
reaches boiling point
Net Weight: 0.75 kg



Dry-boil protection system | 360° revolving cordless base | Power indicator light | Automatic shut-off system
| Concealed heating element

iShake BL-9338

Power Input: 250W
Capacity: 600ml / 20oz.
One touch operation
Clear and durable plastic pitcher doubles as
tumbler with carry-on loop on the lid
Plastic base
With extra transparent blue tumbler
With safety interlock
Protected by line fuse
Net Weight: 1.15 kg



Also available in
Red/Black with
extra transparent
gray pitcher

WeShake BL-6011

Power Input: 350W
Capacity: 600ml / 20oz.
One touch operation
Clear and durable plastic pitcher doubles as
tumbler with carry-on loop on the lid
Plastic base
With extra tumbler (400ml)
With safety interlock
Protected by line fuse
Net Weight: 0.90 kg



JE-600S

Power Input: 250W
Capacity: 500 ml
Durable stainless steel cutter disc
Micro Mesh filter
Wide feeding tube
3-speed setting including pulse
With safety interlock switch
Net Weight: 2.1 kg
Protected with thermal cut-off



JE-1813S

Power Input: 500W
Capacity: 600ml
Stainless steel cutter disc
2-speed settings
Removable cover & food pusher
With safety interlock
With transparent cover
Net Weight: 2.6 kg
Protected with thermal cut-off

**BL-211G**

Power Input: 350W
 Capacity: 1.5 Liters
 4-speed settings with pulse (Push button type)
 With Plastic base
 Motor with thermal cut-off device
 Durable stainless steel blades ideal for crushing ice
 Equipped with safety switch
 Consumption cost: P0.08 / hr
 Net Weight: 1.5 kg

**BL-210GN**

**Durable
Plastic
Pitcher**

*With Dry-mill
attachment*

BL-508

Power Input: 500W
 Capacity: 1.5 Liters
 3-speed settings with pulse (Rotary switch type)
 Clear and durable glass pitcher
 Stainless steel base
 Protected with thermal cut-off
 6 stainless steel blades ideal for crushing ice
 Equipped with safety switch
 Net Weight: 2.85 kg

*Available in
Red and Silver*

**BL-1218**

Power Input: 450W
 Capacity: 1.8 Liters
 4-speed settings with pulse (Rotary switch)
 Clear and durable glass pitcher with Stainless base
 Protected with thermal cut-off
 Durable stainless steel blades ideal for crushing ice
 Removable filler cap
 With Grinder / mill attachment
 With safety switch device
 Net Weight: 3.45 kg
 Consumption cost: P0.10 / hr



WD-570ECT

Power Input:

500W (Hot)

70W (Cold)

Fast boiling time: 12-15 minutes

Detachable funnel for easy cleaning

Net Weight: 3.8 kg

Capacity:

Hot Water - 5L/Hr

Cold Water - 600ml/Hr



WD-600SL

Power Input:

550W (Hot)

80W (Cold)

Fast boiling time: 5-7 minutes

Detachable funnel for easy cleaning

Net Weight: 11.15 kg

Capacity:

Hot Water - 6L/Hr

Cold Water - 2L/Hr



WD-700SL

Power Input:

515W (Hot)

95W (Cold)

Fast boiling time: 5-7 minutes

Detachable funnel for easy cleaning

Net Weight: 12 kg

Capacity:

Hot Water - 6L/Hr

Cold Water - 2L/Hr





WD-530GH

Power Input:
550W (Hot)
80W (Cold)
Fast boiling time: 12 minutes
With storage and glass cabinet
Detachable funnel for easy cleaning
Net Weight: 15.5 kg
Capacity:
Hot Water - 5L/Hr
Cold Water - 2L/Hr



WD-680WTL

Power Input:
550W (Hot)
80W (Cold)
With storage cabinet
Fast boiling time: 12-15 minutes
Detachable funnel for easy cleaning
Net Weight: 14 kg
3 separate dispensers (Hot, Cold and Normal)
Capacity:
Hot Water - 5L/Hr
Cold Water - 2L/Hr



WD-350

Power Input:
550W (Hot)
80W (Cold)
Fast boiling time: 12 minutes
With storage cabinet
Detachable funnel for easy cleaning
Net Weight: 13 kg
Capacity:
Hot Water - 5L/Hr
Cold Water - 2L/Hr

AF-2LM Air Fryer

Power Input: 1000W
Capacity: 2 Liters
With 30-minute timer
Temperature control 90-200°C
Rapid air circulating system for faster frying
With safety switch and non-slip mat
Net Weight: 3.6 kg



DF-2000 Deep Fryer

Power Input: 1950W
Polished steel housing
Removable stainless steel heating element
Removable inner pot
Adjustable temperature control up to 190°C
Power and temperature indicator lights
Capacity: 2 Liters
Cool touch handle and non-slip footing
Washable cover, basket, pot, and housing
Net Weight: 2.1 kg



MDF-836B Mini Deep Fryer

Power Input: 1200W
Stainless steel body
Non-stick coated bowl with attached heating element
Adjustable temperature control up to 190°C
With safety lid release button
Cool touch handles for safe usage
With see-through lid
Capacity: 1.2 Liters
Net Weight: 1.4 kg
Consumption cost: P2.69 / hr



HG-2751 Panini Grill

Power Input: 920W
Non-stick cook plate
Chrome plated housing
Stands upright for compact storage
Net Weight: 3 kg



HG-1200BS Healthy Grill

Power Input: 1200W
Non-stick coated cooking plate
Polished housing
With safety lock
180° dual-purpose grill (Contact and Open grill)
Power and ready light indicator
Cool touch handle
Overheat protection with thermal fuse
Net Weight: 1.7 kg



(MAIN OFFICE) **MAIN SERVICE CENTER**



NORTHERN ISLANDS CO., INC.

#3 Mercury Drive, Bagumbayan, **Quezon City**
Service Hotline: 911-7016 to 25 Loc. 114
Fax Number: 440-1929

Office Hours: Monday to Friday 10:00am to 5:00pm

3D SERVICE CENTERS

AUTHORIZED 3D SERVICE CENTERS

FOR UPDATED LISTS OF AVAILABLE SERVICE CENTERS
PLEASE VISIT OUR WEBSITE (www.3-d.com.ph)

HOME SERVICE

Water Dispensers

Please call our Authorized Service Centers in your area.



LOVE ELECTRONICS SERVICES, INC. (MAIN)

(Water Dispenser & Gas Stove repairs NOT included)

#176 Love Electronics Building
A. Bonifacio Avenue,
Brgy. Tañong, Marikina City
Tel. No.: 8799-6100 / 8706-6931 / 7584-6827 / 8799-6119
Cell. (0916) 796-8884 / (0932) 874-9896 / (0921) 393-9550
Home Service: 8799-6096 / 8986-3006 / 8706-6931 / 8664-7551
Email add.: mail@love-electronics.com

(METRO MANILA)

TRONIX MASTER, INC. (MAIN)

(Gas Stove repairs NOT included)

777 N.S. Amoranto St. (Retiro)
corner Sto. Domingo Ave. Brgy. Siena.
Quezon City
Tel. No.: 8743-9094, 8749-8477
Cell. (0917) 523-1489
(0922) 853-4797
(0928) 504-7715

LOVE ELECTRONICS SERVICES, INC. (MAIN)

Unit 6 Michael Arcade,
(Across Burger King)
Marcos Hi-way Marikina City
Tel. No.: 8645-7564
Cell. 0933-5142045

Metrolane Complex, 20th Ave.,
Corner P. Tuazon,
Cubao, Quezon City
Tel. No.: 8912-5243
Cell. 0942-356-9086

37 Bayan-Bayanan St., Concepcion 1
Marikina City (near Luyong Rest.)
Tel. No.: 8912-5243
Cell. 0942-356-9086

Rosario Building
Ortigas Ave. Ext.
Brgy. Rosario, Pasig City
Tel. No.: 8234-9020 / 8703-5599
Cell. 0932-199-9372

Unit M Facilities Center Building,
548 Shaw Blvd.,
Mandaluyong City
Tel. No.: 8534-7590
Cell. 0922-853-9874

1-C Congressional Ave.,
Bahay Toro, Quezon City
Tel. No.: 8576-0557 / 8806-0642
Cell. 0925-485-5488

910 Luzon St. (Bernavidez corner
Masangkay St.
Sta. Cruz, Manila
Tel. No.: 5310-3553 / 8542-8345
Cell. 0922-238-9971

37 Don Matias St., Cor.
Holy Spirit Drive.,
Don Antonio Heights **Quezon City**
(Beside Shell Station, Shopwise)
Tel. No.: 8283-7843
Cell. 0933-658-4465 / 0997-602-2544

3267 Ramon Magsaysay Blvd.,
Sta. Mesa, Manila
Tel. No.: 8716-0257
Cell. 0923-571-1168

Diliman Preparatory School
Commonwealth, Quezon City
Tel. No.: 8931-7206 / 8463-4835
Cell. 0942-972-7449

412, Shaw Blvd. Corner Torres St.,
Mandaluyong City
Tel. No.: 8725-7290 / 8542-8360
Cell. 0923-164-6350

103 MJM Bldg., 650 JP Rizal St.,
Brgy. Valenzuela, **Makati City**
Tel. No.: 8710-1980 / 8949-3684
Cell. 0932-199-9085

Blk 5-D Lot 20 Fairview Ave.,
Fairview, Quezon City
(near SSS and Datamex School)
Tel. No.: 8938-9788
Cell. 0923-905-7313

1189 Quirino Highway
(near SSS Zabarte)
Novaliches, Quezon City
Tel. No.: 8419-0343
Cell. 0932-182-9394

1793 Concepcion Aguila St.,
Near J.P. Laurel St.,
San Miguel, Manila
Tel. No.: 8734-4088
Cell. 0922-790-9555

PRECISION ELECTRONICS SERVICE CENTER
95 Stall #2, Mc Arthur Highway.,
Marulas, Valenzuela City
Tel. No.: 8239-2261
Cell. 0943-060-5057

218 F & C Bldg. Sen. Gil Puyat Ave.,
Cor. P. Burgos,
Pasay City
Tel. No.: 8556-1965
Cell. 0932-251-5171

Unit 1 One Cainta Place,
Ortigas Ave., Ext., **Pasig City**
(front of SM City East-Ortigas)
Tel. No.: 8656-6692
Cell. 0943-615-6503

135 N. Domingo St. Corner
Pinaglabanan, San Juan City
Tel. No.: 8721-9147 / 8949-3608
Cell. 0922-921-8653

For Provincial Service Center, Please, Contact Northern Islands



Tel. No. 8911-7016 to 25 Loc 114



Fax No.: 3440-1929



Email: nici@3-d.com.ph

Monday to Friday, 10:00 am to 5:00 PM

3D

DISTRIBUTED BY:

NORTHERN ISLANDS CO., INC.

Tel. No. 8911-7016 to 25

Fax: 8911-6693

Email: nici@3-d.com.ph



visit: www.3-d.com.ph

**'SING TIBAY NG
PINOY**